




# Rain Water Containment

EasyPro rain water containment systems allows capture and storage of rain water from roof tops, permeable patios, driveways, etc. for later use in irrigation, fountain basin and Just-A-Falls water features. Available in three standard sizes or can be customized to meet your needs.



Each system comes complete with a high pressure, submersible irrigation pump complete with an automatic on/off sensor. You can attach auto fill valves for water features or a garden hose for irrigation (or use a Y on the outlet and use both!). The sensor will automatically turn the pump on anytime the auto fill calls for water or anytime you pull the trigger on the garden hose.





# Rain Water Containment

Rainwater containment systems are ideal for residential or light commercial applications to capture and reuse water from rooftops, permeable patios or other surfaces. Captured rainwater can be used for landscape watering, refilling water features, small irrigation systems or other similar uses.


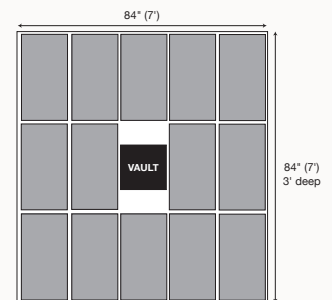
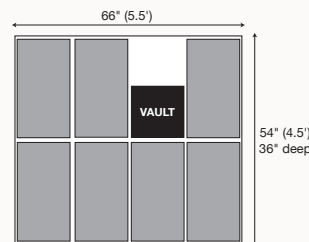


A 1000 gallon system was installed under a future patio area in this backyard setting. The 6' x 11' reservoir area was reduced to only a 24" diameter visible area. The pump controller will be re-plumbed under the patio when completed, leaving no sign of the system!

This custom rainwater system was installed between two close buildings. Multiple downspout filters connect to the 3' x 40' reservoir.

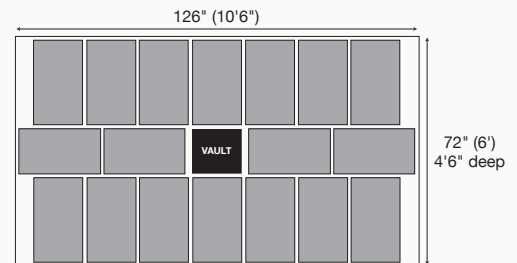
Available in 500, 1000 or 2000 gallon standard sizes these systems include an oversized 45 mil EPDM liner, underlayment, a high pressure pump, pump controller, pump vault, and high strength Reservoir Cubes (Res-Cubes) to create an underground containment system. The oversized liner can wrap around the top of the reservoir leaving only a small area of exposed stone in the center where the pump is located. This minimizes the visual foot print of the reservoir making it easy to conceal.

Diagrams are for illustration purposes only - dimensions may not be to scale.



## Downspout Filter

The 26" x 26" downspout filter is used to capture debris from roof water before going into the reservoir. A fine mesh debris net lies just under the grating which is covered with rocks to conceal the filter. A 3" bulkhead fitting is installed in the side of the basin to connect 3" PVC pipe to the reservoir.



Distributed By:

